

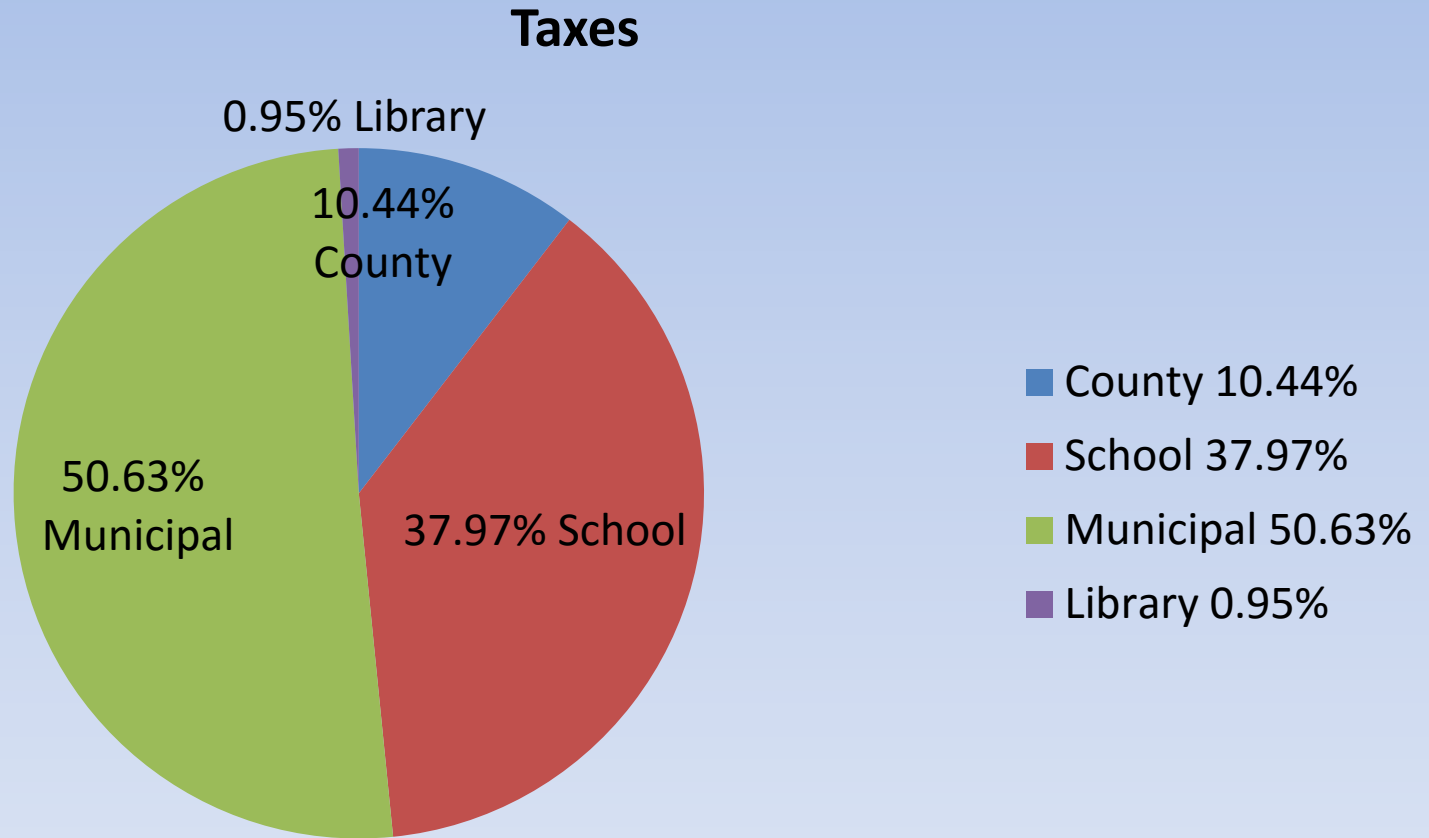
2017 Budget Introduction

April 11, 2017



Presented By:
Atlantic City Mayor Don Guardian

Where Does Your Tax Dollar Go?



What Does This Mean for YOU?


2016



2017

Average Home is Valued at \$141,500. and Will Pay Local Taxes of \$2,685. per Year.

Average Home is Valued at \$141,500. and Will Pay Local Taxes of \$2,547. per Year.



**A 5 % DECREASE
or
\$-136.00 From Last Year!!!**

**A *5% DECREASE* in Atlantic City
Municipal Property Taxes!!!**



Municipal Services Provided with the



.50 Cents



- Police
- Fire
- EMS
- Trash Collection
- Recycling
- Street Lighting
- Road Paving
- Snow Removal
- Parks & Playgrounds
- Recreation
- Municipal Court
- Building & Fire Inspection
- Code Enforcement
- Planning & Zoning
- Street Sweeping
- Emergency Management
- Drainage Basin Maint.
- Free Beach Fees
- Health Services
- Library
- Special Events
- And More...

City's Challenge in This Budget


We Tried to Stay Focused on
Reducing the Budget



HISTORICAL TOTAL ANNUAL BUDGET

2013 \$ 259,785,481. *

2014  \$ 261,364,170. **

2015  \$ 262,445,114. **

2016  \$ 241,708,327. **

2017  \$ 206,345,409. **

* Includes an Operating Deficit of \$10,523,372.

**Includes the Amortized Deficit over 10 Years of \$1,230,740.

What are We Accomplishing this Budget Year

1. Reducing the Tax Rate
2. Borgata Settlement
3. Reducing the Department Budgets
4. Increasing Revenues
5. Reducing Health Care Costs
6. Outsourcing Services
7. Staff Reductions

Lowered the Tax Rate

2016



2017

Local	\$ 1.90
<u>Library</u>	<u>.04</u>
Total	\$ 1.94

Local	\$1.80
<u>Library</u>	<u>.03</u>
Total	\$ 1.83



Borgata Settlement

- Reduced Outstanding Liability
- Eliminated Negative Cash Flow from Credits
- Negotiated a Favorable Settlement



Reduced Departmental Budget

Appropriations	2016	2017	Difference
Administration	12,352,203	9,135,150	(3,217,053)
Land Use, Licensing & Inspection	4,524,527	4,641,640	117,113
Health & Human Services	3,897,126	3,249,246	(647,880)
Public Safety	60,049,880	52,090,565	(7,959,315)
Public Works	11,830,051	11,436,738	(393,313)
Utilities	6,398,000	5,730,000	(668,000)
Insurances	44,724,587	42,765,770	(1,958,817)
Statutory	23,888,100	21,762,657	(2,125,443)
Reserves/Deferred Charges/Interlocal	24,546,596	20,876,113	(3,670,483)
Capital Improvement	200,000	200,000	0
Debt Services	36,782,942	30,821,787	(5,961,155)
RUT	6,032,615	2,206,316	(3,826,300)
Library	2,800,582	1,052,509	(1,748,073)
Sub Total	238,027,209	205,968,492	(32,058,717)
Grants	3,681,118	376,917	(3,304,201)
Total Appropriations	241,708,327	206,345,409	(35,362,918)

Revenue Comparison

Revenues	2016	2017
Local Revenues:		
Licenses, Fees, Permits, Court		
Parking, PILOT, Interest/Cost on Taxes	14,387,201	13,811,538
State Aid:		
CMTRA, ERT,	26,260,714	41,260,714
TA	26,200,000	0
ACA, IAT	43,000,000	29,000,000
Shared/Interlocal Services	1,160,000	474,149
MUA Contribution	700,000	683,542
Receipts from Delinquent Taxes	0	1,000,000
Local Purpose Tax	123,637,277	55,854,298
Casino PILOT	0	62,931,742
Library Tax *	2,800,582	1,052,509
Sub Total	238,145,774	206,068,492
Grants	3,562,553	276,917
Total Revenues	241,708,327	206,345,409

* Addl' Library portion of Casino PILOT to include \$1,092,872.

Reduced Health Care Costs

- Employee Movement from Direct 10 to 15
- Changed RX Plan and Increase Employee Contribution
- Current Staffing

Savings = \$1,164,680.



Efficiency Savings from Outsourcing Trash/Recycling, Payroll and Towing Services

Reduced Salaries & Wages, Fringes, Workers
Compensation, Vehicle Maintenance and Other
Expenses


Staff Reductions Largely through Attrition

2014 = 1255 employees

2015 = 1020 employees

2016 = 894 employees

2017 = 847 employees (current)



Full Time Employees

We Have a Legal Balanced Budget



What's Not in the 2017 Budget

- No Tax Increase



- No Reduction of Services



- No Structural Deficit



2018, 2019 and Beyond...



Stockton University - \$ 800,000. (30 Years)



South Jersey Gas - \$ 775,000. (30 Years)



Beach at South Inlet - \$ 275,000.



Opening of Hard Rock increase Revenues

2018, 2019 and Beyond...

Revaluation Planned for
2018/2019



City Council

ANY QUESTIONS?

